

- Flush mounted dry ceramic sensor
- Ranges from 20 mbar to 60 bar
- Global error < 0,2% F.S.
- High overload capability
- Adjustable range (Turndown) 1:3
- Analog output: 0...10 V / 0(4)...20 mA switchable



Pressure transmitter P 130

Technical data:

Range:	0...20 mbar to 0...60 bar
Output signal:	0(4)...20 mA, switchable, max. 500 Ω , 0...10 V, load max. 5 mA
Global Error:	< 0,2% F.S.
Response time:	0,2 - 10 s, adjustable
Supply voltage:	19...30V DC, 3-wire, max. 50 mA 9...32V DC, 2-wire (4...20 mA)
Ambient temperature:	0...70 °C
Fluid temperature:	-40...100 °C (125 °C < 0,5h) (short term up to 140 °C)
Thermal drift:	< 0,015%/K F.S.
Housing:	polyamide glas reinforced (PA6GK30), IP 65, colour grey (RAL 7001) or stainless steel 1.4301, IP 65
Sensor:	ceramic AL ₂ O ₃

Nöding

Meßtechnik

Ranges

range	gauge	absolut	adjust. range	overload (bar)
0...20 mbar*	A6		20...50 mbar	- 0,3 / 4
0...25 mbar*	A7		20...50 mbar	- 0,3 / 4
0...40 mbar*	A8		30...100 mbar	- 0,3 / 4
0...60 mbar*	A9		30...100 mbar	- 0,3 / 4
0...100 mbar	00		40...120 mbar	- 0,3 / 4
0...160 mbar	01		60...200 mbar	- 0,6 / 5
0...200 mbar	B1	B2	60...200 mbar	- 1 / 6
0...250 mbar	02	27	0,12 ... 0,4 bar	- 1 / 6
0...0,4 bar	03	28	0,12 ... 0,4 bar	- 1 / 6
0...0,6 bar	04	29	0,3...1 bar	- 1 / 10
0...1 bar	05	30	0,3...1 bar	- 1 / 10
0...1,6 bar	06	31	0,6...2 bar	- 1 / 18
0...2 bar	B3	B4	0,6...2 bar	- 1 / 18
0...2,5 bar	07	32	1,2...4 bar	- 1 / 18
0...4 bar	08	33	1,2...4 bar	- 1 / 25
0...6 bar	09	34	3...10 bar	- 1 / 40
0...10 bar	10	35	3...10 bar	- 1 / 40
0...16 bar	11	36	6...20 bar	- 1 / 40
0...20 bar	B5	B6	6...20 bar	- 1 / 40
0...25 bar	12	37	12...40 bar	- 1 / 40
0...40 bar	13	38	12...40 bar	- 1 / 60
0...60 bar	14	39	20...70 bar	- 1 / 100
-100...0 mbar	C4		30...100 mbar	- 0,3 / 4
-100...100 mbar	C5		30...100 mbar	- 1 / 6
-200...0 mbar	D2		60...200 mbar	- 1 / 6
-200...200 mbar	D3		60...200 mbar	- 1 / 6
-1...0 bar	D4		0,3...1 bar	- 1 / 6
-1...0,6bar	D5		0,3...1 bar	- 1 / 10
-1...1 bar	D6		0,3...1 bar	- 1 / 10
-1...1,5bar	D7		0,6...2 bar	- 1 / 18
-1...3 bar	D8		1,2...4 bar	- 1 / 25
-1...5 bar	D9		3...10 bar	- 1 / 40
-1...9 bar	E1		3...10 bar	- 1 / 40
-1...15 bar	E2		6...19 bar	- 1 / 40
-1...19 bar	E3		6...19 bar	- 1 / 40

* Global error 0,5% F.S.

Ordering code

Output signal

- 4 4...20 mA 2-wire
- 6 0...10V und 0 (4)...20 mA switchable 3-wire

Range

See table on the left
99 Special range

Process connect and material

- M Dairy thread ND 25 DIN 11851, 1.4571
- 6 Dairy thread ND 32 DIN 11851, 1.4571
- 7 Dairy thread ND 40 DIN 11851, 1.4571
- K Dairy thread ND 40 aseptic, 1.4571
- N DRD flange ND 65, 1.4571
- F G 1 A, 1.4571
- 5 G 1 ½ A, 1.4571
- A Flange ND 40/PN40, 1.4571
- B Flange ND 50/PN40, 1.4571
- C Flange ND 80/PN40, 1.4571
- H Varivent 32/25, 1.4571
- J Varivent 50/40, 1.4571
- L Clamp 1", ND 25...40, 1.4404 (316L)
- 9 Special version

Sensor seal

- 1 FPM (Viton) Standard
- 2 NBR (Nitril)
- 3 EPDM
- 4 Fluor-Silicon
- 5 Kalrez
- 9 Special version

Housing

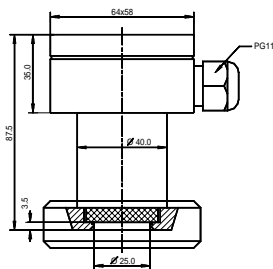
- 0 Polyamide GA6GK30
- 1 stainless steel 1. 4301

Options

- R Ceramic sensor 99,9% AL₂O₃

P130- [] - [] [] [] [] []

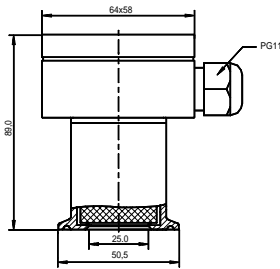
Dimensions



Dairy thread DN 25/32/40

Ranges:
from 20 mbar to 40 bar

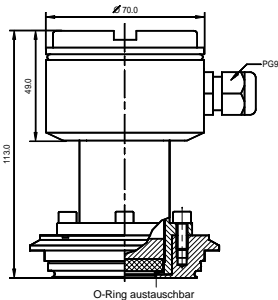
Polyamide housing



Clamp DN 25/38/40

Ranges:
from 20 mbar to 40 bar

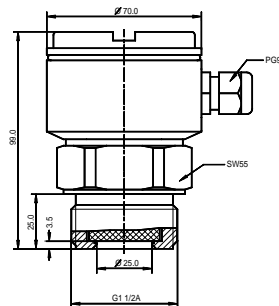
Polyamide housing



Varivent 50/40

Ranges:
from 20 mbar to 40 bar

Stainless steel housing



G 1 ½ A

Ranges:
from 20 mbar to 60 bar

Stainless steel housing

Electrical connections

0...10V / 0(4)...20 mA, 3-wire

1	+ 24 V] Supply voltage 19...30V DC
2	-	
3	PE	
4	+ U output 0...10 V	
5	+ I output 0(4)...20 mA	

4...20 mA, 2-wire

1	+ 24 V] Supply voltage 11...32V DC
2	-	
3	PE	

Modifications reserved without notice, 02.05